

An Introduction To The Architectural Design Of Retail And Commercial Building

Course No: U03-001
Credit: 3 PDH

Amr Abouseif, PMP®, LEED AP® BD+C

CED CANADA engineering.ca
CPD FOR THE PROFESSIONAL

Continuing Education and Development, Inc.

P: (877) 322-5800
info@cedengineering.ca

Table of Contents

Introduction to Retail and Commercial Architecture 1
1.1 The Evolution of Retail and Commercial Design 2
1.2 Understanding Building Types and Classifications 3
1.3 The Role of AI in Modern Commercial Design 4
Site Planning and Urban Context 6
2.1 Site Selection and Market Analysis 6
2.2 Parking and Circulation Design 7
2.3 Urban Integration and Placemaking 8
Building Programming and Space Planning 10
3.1 Retail Space Programming Fundamentals 10
3.2 Commercial Office Programming 11
3.3 Mixed-Use Development Considerations 12
Design Principles for Retail Environments 14
4.1 Storefront and Façade Design 14
4.2 Interior Layout and Customer Flow 15
4.3 Visual Merchandising and Display Integration 16
Building Systems and Technical Considerations 18
5.1 Structural Systems for Commercial Buildings 18
5.2 MEP Systems and Energy Efficiency 19
5.3 Building Codes and Accessibility Requirements 21
Future Trends and Sustainability 23
6.1 Sustainable Design Strategies 23
6.2 Technology Integration and Smart Buildings 25
6.3 Adaptive Reuse and Evolving Retail Models 26
Conclusion 28
References 29

Introduction to Retail and Commercial Architecture

The design of retail and commercial buildings lies at cross-roads of economy, culture and civic life. Retail buildings are the backbone of commercial landscapes, shaping the way communities shop, work and engage with the built form. Business and retail architecture could range from shopping centers to neighborhood dealing strips to multi-story office blocks to live/work towers. They play a very important role in the economy and impact daily life.

In this chapter, retail and commercial architecture are defined with the historical development of these building types. In addition, the ways in which contemporary practice is changing are explored. New technologies, consumer behaviour and sustainability are discussed. Knowledge of these fundamentals will help architects design successful commercial places that are beneficial for tenants, customers and the community and yield the financial return that makes development feasible.

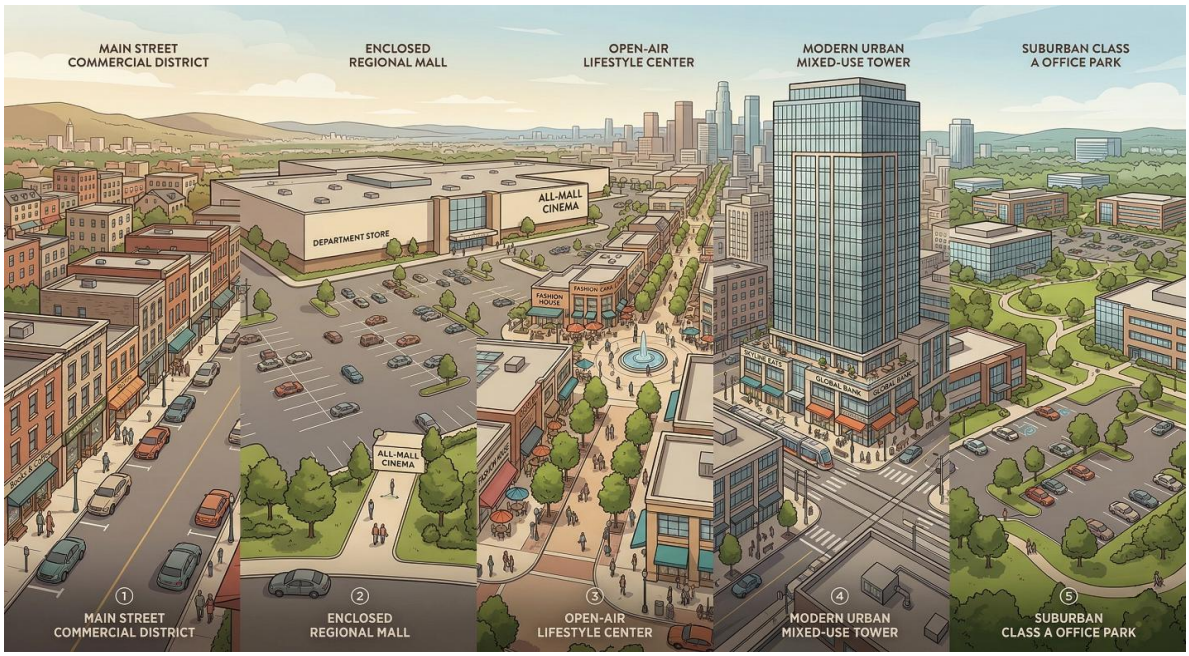

Roughly fifteen percent of US gross domestic product comes from the retail and commercial real estate sector involving upwards of 1.1 million retail establishments and over 5.9 billion square-feet of office space in operation in the country. Architects' design decisions for these buildings have far-reaching implications for energy use, urban form and transport and local economies. Artificial intelligence and data analytics will increasingly play a role in the design process. Architects will have new opportunities to design buildings that respond more closely to market needs, operate more efficiently, and adapt to change over time.

1.1 The Evolution of Retail and Commercial Design

The history of retail and commercial architecture is a reflection of the larger social, economic, and technological changes. Grasping this development provides important context for present-day practice and will prepare architects for the next evolution in commercial design.

Traditional commercial districts evolved naturally in town centers and high streets where offices or residences were put above retail. These structures normally had a narrow profile maximising the street front and giving merchants direct access to pedestrians. Their architecture sought to provide each establishment with an individual identity through the use of distinctive storefronts, while creating a coherent streetscape by means of established building heights, setbacks and material palettes. Through centuries of refinement, this pattern created walkable commercial environments that are a model for mixed-use today.

In the late nineteenth century, the department store rearranged the scales and typologies of retail architecture. Innovative structural systems, mechanical services and customer amenities were pioneered in landmark buildings such as Selfridges in London and Marshall Field in Chicago. Their imposing atriums, decorative pe˜si and clever merchandising converted shopping from a necessary practice to a social function. The open floor plate, escalator circulation, and controlled artificial lighting were among the first architectural innovations for department stores, and all are still influential in retail today.

In the post-World War II era, commercial architecture underwent significant change due to auto-centered development. Shopping center-type buildings became the major retail center, specially Northland Center by Victor Gruen in 1954 and Southdale Center in 1956, the template which was repeated a thousand times thereafter across country. As a result of these developments, we have witnessed the emergence of covered, climate-controlled courts surrounding wide fields for parking. Here, retail activity became concentrated in space-age-like planned destinations which are mainly accessible by car. The office park in the suburbs was developed at the same time as the shopping mall was built. Landscaped campuses with low-rise buildings provide ample parking space, flexibility, and lower costs than high-rise offices in the city.

Patterns in the twenty-first century have fundamentally been reconsidered. The emergence of e-commerce has significantly disrupted the traditional retail model, resulting in a declining demand for conventional store formats. However, this has simultaneously accelerated the transformation of store formats into more experiential retail destinations and the rise of other delivery and last-mile distribution facilities. The coronavirus pandemic led to the rapid use of remote work leading to a severe rethink of office space. Growing concern about climate change has led to greater energy efficiency and carbon reduction pressure. Most of building projects are becoming flexible & mixed use, sustainable & urban. Successful Solutions in Building Design. Innovative Building Solutions.

1.2 Understanding Building Types and Classifications

Retail and commercial buildings are diverse in typology, programming, design and market class. Each typology has its own unique traits. To create appropriate design responses for specific project contexts, architects must understand these classifications to serve clients well.

Per International Building Code, the occupancy group most retail and office buildings fall within stipulates requirements for egress, fire protection, and construction. Retail sales areas usually fall within Group M (Mercantile), while stockrooms and warehouses fall under Group S (Storage). Office buildings have characteristics of a Group B (Business) building. Buildings with mixed occupancies may have multiple occupancy classifications which require strict attention to separation requirements and egress.

Retail buildings are generally categorized according to their size, tenant mix and market targeting. Neighborhood centers usually have a size of 30,000 to 150,000 sq ft. They serve a trade area within a three-mile radius and are anchored by a supermarket or drugstore. Community centers, which range in size between 100,000 and 350,000 square feet, utilize a broad range of merchandise and feature a giant anchor tenant, likediscount stores or home improvement retailers. Regional centers are more than 400,000 square feet in area and serve trade areas of five to fifteen miles. They are usually anchored by department stores and found in enclosed malls with large common areas. Power Centers originated in the 1990s as open-air counterparts to enclosed malls; they contain multiple large-format anchor stores with little common area. Lifestyle centers try to recreate the atmosphere of main street with open-air layouts and upscale tenants.

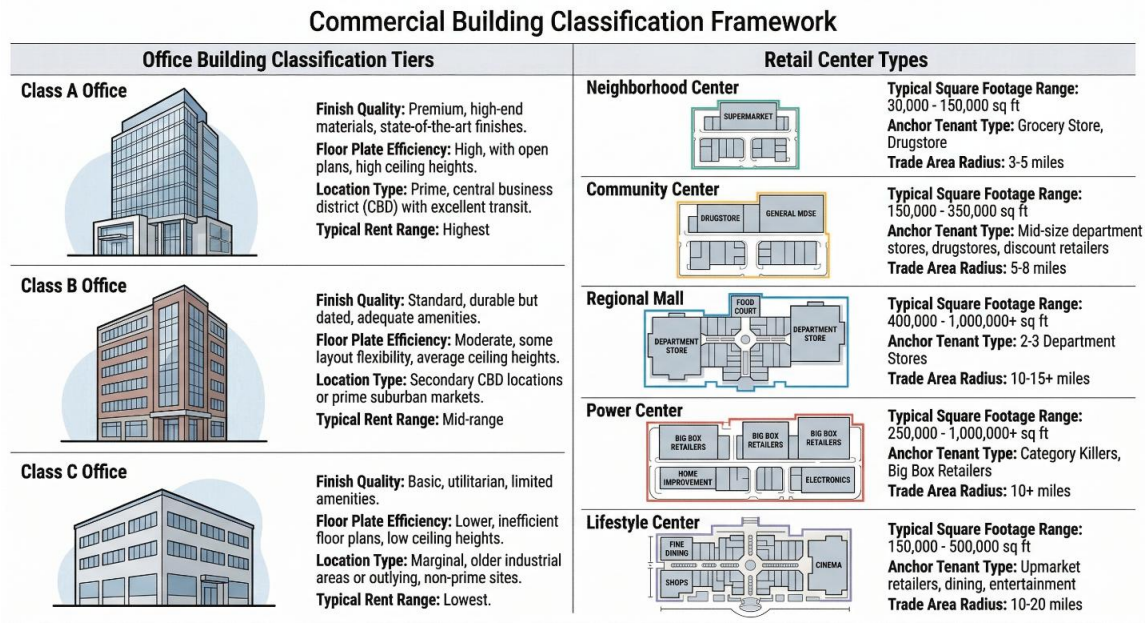

Office buildings are classified by quality characteristics that influence rental rates and tenant attraction. Class A buildings represent the highest quality in their markets, featuring premium finishes, efficient floor plates, advanced building systems, and prestigious locations. Class B buildings offer good quality at moderate rents, often comprising older Class A properties or newer buildings in secondary locations. Class C buildings provide functional space at the lowest rents, typically older structures with dated systems and finishes. Building height creates additional classification categories: low-rise buildings of one to four stories predominate in suburban markets, mid-rise buildings of five to fifteen stories balance density with moderate construction costs, and high-rise buildings exceeding fifteen stories maximize density in urban locations while requiring more complex structural and mechanical systems.

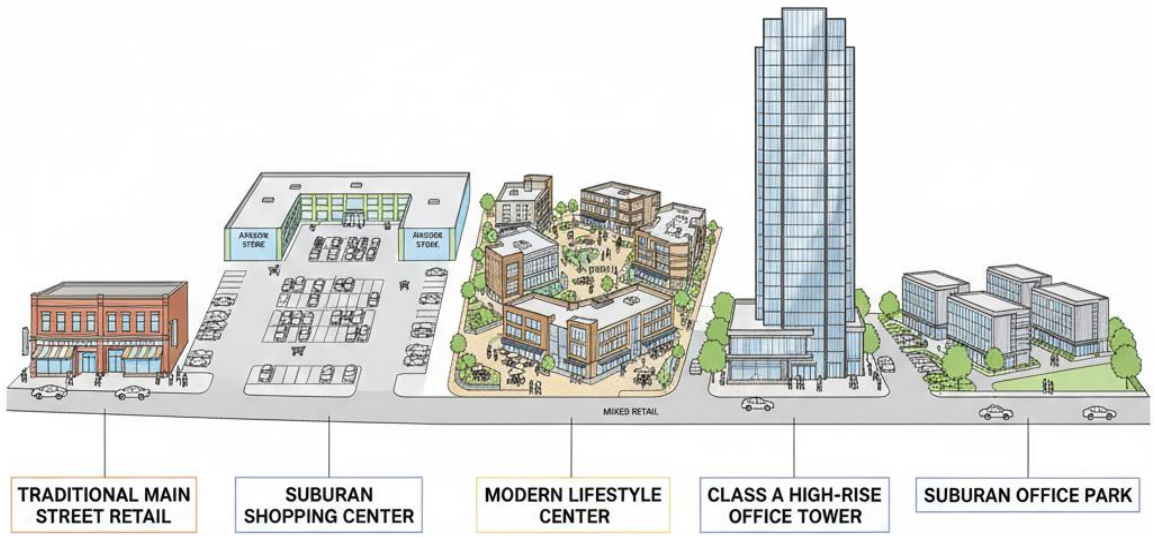

1.3 The Role of AI in Modern Commercial Design

Architects' Approach to Retail and Commercial Building Design is Being Transformed by AI Recent advances in market analysis, space optimization, performance prediction, and design generation are expanding the boundaries of possibility within the design process, although human judgment still remains a core part.

The market analysis and site selection process increasingly makes use of solutions for commercial success prediction based on big data processing. Models that employ machine learning can be utilized to analyze demographics, traffic patterns, competition and economics, in order to predict retail sales potential or achievable rent for office locations. By predicting future trends, architects and developers can assess locations and programming parameters early in project development. This includes assessment of building size, tenant mix, and amenity requirements.

AI algorithms explore potential design alternatives which maximize designated objectives simultaneously using generative design tools. For retail projects, these software can screen thousands of store layout options to find the ones with the best sales per square foot, while maintaining circulation efficiency and code compliance. For office buildings, they optimize floorplate shapes, core locations and structural grids to maximize rentable area and daylight penetration. According to research, space efficiency can be improved by 8 to 15 percent if AI-assisted optimization is used in designing spaces instead of conventional methods. The results vary considerably, depending on the project type and complexity.

Simulation of building performance and energy modelling is also drawing the attention of artificial intelligence/machine learning, which enables quick evaluation of design alternatives and prediction of operational performance over a wide variety of scenarios. Through AI-enhanced energy analysis, envelope configuration, mechanical system options and renewable energy integration can be assessed in minutes instead of hours. This helps make meaningful performance recommendations early in the design process when decisions have maximum impact.

Knowing how, what, when, and how much people buy has become an increasingly important aspect of store design. Harnessing AI, one can predict how customers navigate through your stores, where their eyes land and how your layout impacts their buying decisions. With the evidence-based knowledge of retailing, architects are able to ensure tenant success through data driven space planning rather than instinct. Though they are powerful tools, architects must not lose perspective as to what they can and cannot do. AI must be fed with data to train it. If the information it receives is biased, the result will be the same. Most importantly, AI cannot make a judgment call on context. It cannot create a beautiful whole from a pile of discordant parts as excellent design does.

Site Planning and Urban Context

The success of retail and commercial developments depends fundamentally on site planning decisions that determine how buildings relate to their surroundings, how customers and workers access and navigate the property, and how the development contributes to or detracts from community vitality. This chapter examines the principles and practices of commercial site planning, from initial site selection through the detailed design of parking, circulation, and public spaces.

2.1 Site Selection and Market Analysis

Site selection is one of the most important factors in commercial development. This is because the location often determines the success or failure of a project. Furthermore, building quality does not mitigate the adverse effects of a poor location. Architects usually get engaged on projects after a site has been selected. However, if they can understanding what makes sites viable, they will be able to prepare designs for a specific market and also advise clients on site-related design advice.

Trade area analysis defines the geographical area from which customers or tenants of a commercial development are drawn. Based on the kind and quality of offering, the retail trade area size differs. For instance, convenience retail draws from immediate neighbourhoods while destination retail may attract patronage from within a metro area. As per the Urban Land Institute, a Primary Trade Area contains 60% to 70% of customers, a Secondary Trade Area has 15% to 20% and a Tertiary Area includes the rest. When architects understand the trade area, they can program appropriately sized buildings and tenant mixes in each area.

Consumer success is determined by visibility and accessibility. Retail sites benefit from heavy traffic counts, easy in-and-out access, and great visibility from major roadways. According to ICSC, sites that have traffic counts exceeding 25,000 vehicles daily can be sites of regional retail destinations while sites of neighborhood centers require minimum traffic count of 10,000–15,000 vehicles daily. As competition for workers increases, site selection decisions are being made based on transit accessibility and commute times. Office sites are increasingly looking for labor pools.

A competitive analysis evaluates the commercial development currently planned or built in trade areas to identify market opportunities and positioning strategy.

To differentiate from competition, a retail development's tenants could offer something different, or they could offer an experience. Alternatively, the development may be able to penetrate a market currently not serviced by competition. Office developments compete for tenants based on location quality, building features and rental rates. AI-driven tools for market analysis are able to combine the insights from countless data sources to derive gaps in local supply and estimates of demand for specific commercial uses with much more accuracy than humans.

Physical features of a site place limits on and allow for design possibilities. The topography of the site will affect grading costs, how visible the buildings will be, and drainage management. Foundation requirements and construction costs influenced by soil conditions.

Wetlands floodplains and site contamination are environmental factors that can limit developable area or mitigation cost. Infrastructure of an area defines the availability of utilities and the necessary improvements. Understanding site physical attributes is core to making realistic assessments of project feasibility and the design options that remain available within each site's limits.

2.2 Parking and Circulation Design

One of the most challenging site planning issues for retail and commercial developments is parking. It takes up a considerable amount of land and has an impact on customer convenience as well as site operation effectiveness. Curbing and parking lot design ought to balance three often conflicting objectives: The parking facility should provide enough capacity when required, Land-use and parking-space efficiency, and pedestrian safety and visual quality.

Parking ratios determine how much parking is required for a building area. In the past, standard suburban retail establishments necessitated four to five parking bays for every 1,000 gross leasable square feet of area. On the other hand, office buildings were estimated to require three to four parking bays for every 1,000 gross leasable square feet of area. While these ratios are coming under increasing scrutiny as being excessive, the Victoria Transport Policy Institute suggests that typical parking requirements in many markets exceed actual peak demand by 30 to 40 percent. Reduced parking ratios provide efficient land use, reduced development costs and beneficial sustainability alignment. However, careful analysis of shared parking opportunities and alternative transport access is required.

Suburban commercial developments almost always feature surface parking lots since they have the lowest construction cost and customers are familiar with them. Surface lot designs should be efficient and can typically be designed to utilize 300 to 350 square feet per space, which includes the drive aisles.

A minimum width of 24 feet shall be required for two-way traffic aisles and 18 feet for one-way aisles. Compared to perpendicular parking, angled parking generates more parking spaces for pathways, all while making it easier for drivers to maneuver. Landscaped medians with pedestrian walkways at end islands not only improve safety for all road users but also reduce large paved areas visible from the street.

By making use of vertical space, structured parking maximizes capacity when land is scarce. Typical parking structures achieve 325 to 375 square feet per space over multiple levels. The cost of construction, above grade, ranges from $18,000 to $30,000 per space, and below grade parking has a cost estimate per space from $25,000 to $50,000, which means it only makes sense in higher-value urban markets to pursue stitched-up solutions. In determining the design of parking structure, important design criteria are floor-to-floor heights, ramp configuration, structural bay spacing, and garage integration with surrounding building.

Circulation system must accommodate vehicles, service truck and pedestrian safely and efficiently. Main vehicle circulation should ensure clear wayfinding from the street access points to parking and building entries. Deliveries and refuse removal should have a separate service access from customers as far as possible. The parking should be linked with the building entries through clear and well marked pedestrian pathways with crossings. Further, they should, wherever possible, offer weather protection and comply with accessibility standards throughout. The ADA requires accessible parking spaces in certain ratios based on the total number of spaces provided. Accessible routes are required to connect to all building entrances.

RETAIL PARKING & CIRCULATION SITE PLAN - 200,000 SQ FT COMMUNITY SHOPPING CENTER

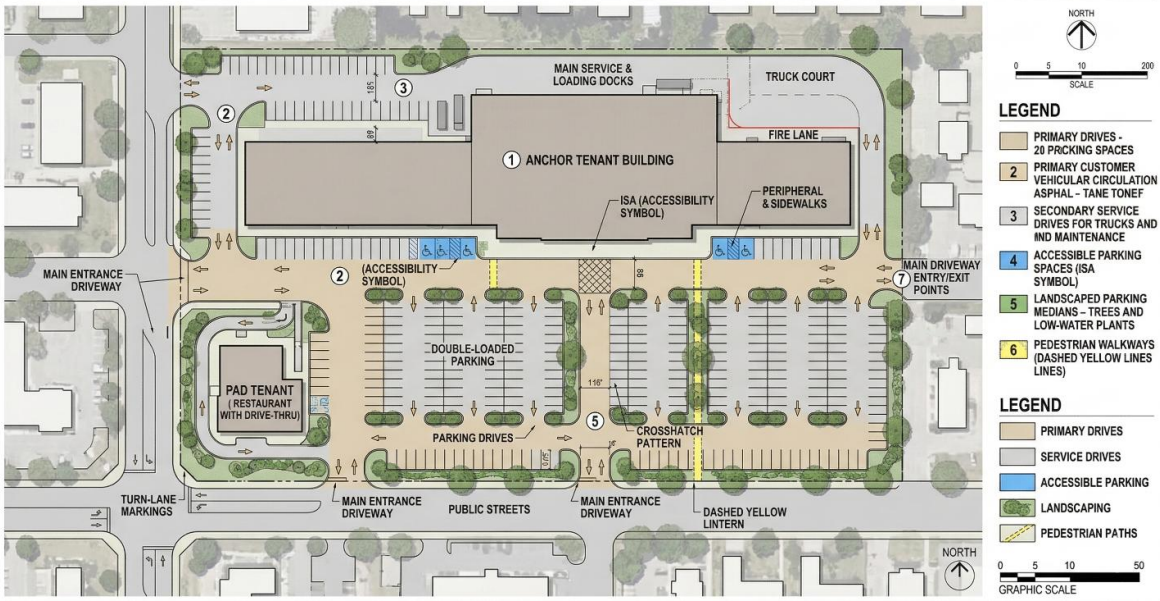

2.3 Urban Integration and Placemaking

Modern commercial developments are increasingly designed to engage with their urban context and create memorable places that visitors will be attracted to and create community identity. This marks a sharp contrast to the suburbanization patterns of the mid-twentieth century, which focused inward and revolved around the automobile.

Street-oriented design involves placing buildings on or close to property lines, with their main entrances facing public sidewalks instead of parking lots. This helps integrate the street frontages, facilitate pedestrian activity and create a more urban character. Parking is moved to the rear or side of buildings, instead of front. A ground-floor store where pedestrians can frequently enter the building and look through glass doorways will support an interesting street-life throughout the day. In addition to office or residential uses, the upper floors may add additional retail.

Within commercial developments, the public realm contributes to communal areas that promote dwell time and foster community ties. Plazas, courtyards, and pedestrian streets provide spaces for activities, outdoor dining and informal gatherings. Comfortable chairs, shade and shelter from the wind, visual interest and programmed activities make spaces work. A study from the Project for Public Spaces notes that any public places usually have these four qualities they are accessible, they provide activities that draw people, they are comfortable and visually appealing, and they encourage sociability so that people can stay for a while and interact with one another.

Transit-oriented development groups commercial activities around transit stations to curb automobile use while leveraging the captive market offered by transit. Configurations of buildings that contain a mix of uses, including retail, office, and residential, are often advantageous, as they maximize the benefits of transit accessibility for all users. In these contexts, higher densities than usual suburban development are acceptable due to lower parking minima. Design prioritizing pedestrian connections between transit stops and commercial destinations ensures they are well protected from the bad weather elements. Wayfinding systems must inform each design decision in the development of the projects.

Commercial development success hinges on visual appeal, environmental performance and user comfort enabled by landscape design. Street trees, landscaping buffers, and foundation plantings soften a building's mass and monotony of parking area views. The use of green infrastructure such as bioswales, rain gardens and permeable paving not only manages stormwater but creates a real amenity value. Providing shade using trees or structures increases the thermal comfort of outdoor spaces and mitigates heat island effect. Environmentally sustainable native and adaptive plantings require limited irrigation and support the local ecology which means low long-term costs.

Building Programming and Space Planning

Effective programming establishes the functional requirements that guide design development for retail and commercial buildings. This chapter examines the principles and metrics that inform space allocation decisions, exploring how different commercial uses generate distinct programming needs and how mixed-use developments integrate multiple functions within a coherent architectural framework.

3.1 Retail Space Programming Fundamentals

Management of space among sales floor, storage, customer service and support functions is a retail programming. Balanced environments in retailing allow for maximising the display of merchandises while facilitating physical circulation by customers and offering the retail operators ease of operations and flexibility of tenants for modifications over time. By understanding the relationships, architects can create spaces that really assist retail.

We can use a ratio of the gross leasable area to the net selling area to measure efficiency. The selling area ratio of typical retail spaces is between 70 to 85 percent, the rest going towards stockrooms, offices and employee areas. The fitting ratio differs according to the retail sector. Fashion retailers generally need greater back-of-house space for receipt and stock management than service retailers, which are leaner by nature. If the selling area ratios become too high, it will compromise operational functionality despite maximization of the same.

Tenant improvement concessions and conditions of the shell have substantial implications for the construction of retail programming. Landlord provided base building construction defines shell conditions, while tenant improvement allowances fund leaseholder-required buildout. Standard shell conditions typically have demising walls, concrete floors, stub utilities and distribution of HVAC to the tenant space. When these divisions are well understood, architects can better coordinate base building and tenant improvement designs to avoid gaps and conflicts.

The relationship between retail frontage and depth ratios affects merchandising effectiveness and customer flow. Retail experts in the past often advocated for stores with narrow and deep layouts, featuring 20 to 25 feet of frontage and depth-to-width ratios of 3:1 or 4:1.. Modern retail design is increasingly characterised by width and shallowness as these allow for greater street presence and more flexible merchandising. The typical anchor tenant requires 100 to 200-feet of frontage with regular column grids to allow flexibility in fixture layouts as merchandising strategies evolve.

The busiest locations are often reserved for circulation corridors, entry vestibules, restrooms, management offices, and mechanical rooms. The common area ratios for enclosed malls are usually between 15 and 25 per cent of gross building area and open-air centres typically have ratios of 5 to 15 per cent. The economics of any development can be affected by the relationship between tenant space and common areas. More generous customer amenities typically require higher common area ratios but will impact the amount of space available for rent, together with the rental value.

The programming for food service venues will require attention to specialized needs. They need consideration for commercial kitchen space, exhaust, grease and refuse systems. It must be noted that full-service restaurants devote 40-60 per cent of their floor area to kitchen and other support functions whereas the quick-service restaurant can accomplish as much as 60-70 per cent customer facing area. The arrangement of eating stalls shall be centralized so as to offer effective seating accommodation. Other than that, the kitchens of the various vendors shall be distinctly delineated. Security to the food court kitchen facilities shall be coordinated. The access and exhaust system shall receive priority programming.

3.2 Commercial Office Programming

Through office programming can accurately inform space requirements for the building's workplace functions: from individual workstations through conference rooms and collaboration areas through building support systems. As workplace habits change, and flexible workplace strategies become the new norm, office programming much increasingly stresses adaptability with current functions.

Space standards allocate amounts for different types of workers and types of work. Closed offices are allocated between 150-250 sq. ft per person while open plan workstation is typically allocated between 60-100 sq. ft per person. BOMA has stated that average office densities have grown from around 225 square feet per person in 2010 to less than 175 square feet per person in recent years. However, post-pandemic trends indicate some reversal toward lower densities as organizations redesign space to pull employees back to the office.

The support space programming includes functions such as conference rooms, collaboration space, break rooms, copy mail centre, storage and server rooms. Support space usually comprises 20-35% of usable area, with the creative sector having higher ratios and traditional offices having lower ratios. It is important to analyze likely meeting size distribution when programming conference rooms because in actuality most organizations require more small meeting rooms than large conference rooms, regardless of how the program reads.

The calculations for rentable area greatly affect tenant economics and is an important architect responsibility. BOMA Standard Methods of Measurement are a set of rules to calculate rentable area and allocate building common areas among tenants. Load factors usually range from 1.10 to 1.25, which expresses the ratio of rentable versus usable area. Buildings with large lobbies and many amenities will have a higher load factor. It is important for architects to comprehend that their design decisions can impact load factors and therefore tenant rental obligations.

Flexible workplace strategies are reducing the number of assigned workstations due to studies showing that conventional office space is used only a 40 to 60 percent of the possible hours. Activity-based working doesn't assign each employee a desk but provides different settings for different types of working. Hot-desking and hoteling systems involve multiple workers sharing workstations based on a reservation basis. The use of these strategies will lower space need but require sturdy technology infrastructure, well-managed reservation systems and thoughtful change management.

3.3 Mixed-Use Development Considerations

Mixed-use developments combine retail, office, residential, and other functions within integrated projects, creating synergies that benefit all uses while presenting complex programming and design challenges. The resurgence of mixed-use development over the past two decades reflects renewed appreciation for walkable urbanism and the economic resilience that diverse uses provide to one another through shared infrastructure and complementary demand patterns.

Vertical mixed-use configurations stack different uses within single buildings, typically with retail at ground level, office or residential above, and parking below or in adjacent structures. This arrangement maximizes retail visibility and street activation while leveraging premium upper floors for income-generating uses. Structural and mechanical systems must accommodate different floor-to-floor heights, column spacing requirements, and building system demands of each use type, often requiring transfer structures or other engineering solutions at the transition between uses.

Horizontal mixed-use spreads different uses across multiple buildings within a unified development. This configuration allows each building to optimize for its specific use while shared amenities, parking, and public spaces create overall development cohesion. Master planning must coordinate architectural character, circulation systems, and infrastructure across buildings while allowing sufficient design flexibility for individual structures to respond to their specific functional requirements.

Shared parking strategies reduce total parking requirements in mixed-use developments by recognizing that different uses peak at different times of day and week. Retail peaks during evenings and weekends while office uses peak during weekday business hours. The Urban Land Institute Shared Parking methodology provides a rigorous analytical framework for calculating reduced parking requirements based on time-of-day demand profiles. Shared parking can reduce total required spaces by 20 to 40 percent compared to calculating each use independently, with significant implications for site coverage, construction cost, and land economics.

Programming integration identifies opportunities for shared amenities that benefit multiple uses while reducing costly duplication. Fitness centers can serve both office workers and residents. Conference facilities can support office tenants during business hours and community meetings in the evenings. Outdoor spaces can simultaneously provide retail dining areas, office break spaces, and residential amenities. Realizing these opportunities requires careful programming and well-crafted management agreements that enable sharing while maintaining appropriate access control for each user group.

Design Principles for Retail Environments

Retail design directly influences customer behavior, tenant success, and development returns. This chapter examines the principles and techniques that create effective retail environments, from the storefronts that attract customers to the interior layouts that guide shopping experiences. Understanding these principles helps architects create retail spaces that serve both commercial objectives and the human needs of the people who use them.

4.1 Storefront and Façade Design

The storefront represents the primary interface between retail tenants and potential customers, communicating brand identity while inviting entry. Effective storefront design balances landlord requirements for architectural consistency with tenant needs for individual expression and merchandising flexibility, a tension that good design guidelines and thoughtful collaboration can resolve rather than simply negotiate.

Transparency establishes visual connection between exterior and interior, allowing merchandise display to attract passing customers. Building codes typically require minimum percentages of glazing in retail facades to maintain street vitality and natural surveillance. The International Building Code requires glazing equal to at least 40 percent of adjacent sidewalk-level wall area in many retail contexts. Beyond these code minimums, higher transparency levels generally improve retail performance by maximizing display visibility and creating the sense of invitation that draws customers inside.

Storefront systems must accommodate tenant identity signage, display lighting, and security requirements while maintaining architectural quality. Standard storefront configurations include recessed entries that create sheltered transition zones and display alcoves, flush storefronts with projecting signage, and corner entries that activate multiple street frontages simultaneously. Entry door configurations should anticipate traffic volumes, accessibility requirements, and tenant security systems from the earliest design stages, as these needs are difficult to accommodate well after the fact.

Sign design standards establish parameters for tenant identification while protecting overall architectural character. Sign types include fascia signs mounted on building facades, projecting blade signs perpendicular to storefronts, and freestanding monument signs for development identification. Effective standards provide sufficient flexibility for tenant branding while preventing the visual clutter that diminishes overall development quality and, ultimately, tenant sales performance.

Canopy and awning systems provide weather protection, reduce solar heat gain, and create visual interest along retail frontages. Fixed canopies of metal, glass, or fabric extend from building facades to shelter pedestrians. Retractable awnings allow adjustment for seasonal conditions. Design should coordinate canopy systems with storefront rhythms, signage requirements, and overall architectural expression, while structural attachments must accommodate wind and snow loads appropriate to local climate conditions.

Lighting design addresses both functional illumination and atmospheric quality. Display lighting highlights merchandise visible from the exterior while contributing to storefront appeal after dark. General illumination ensures safe pedestrian circulation. Accent lighting dramatizes architectural features and creates visual hierarchy. Color temperature and intensity should be coordinated across tenants to create coherent nighttime character while still allowing meaningful individual tenant expression.

4.2 Interior Layout and Customer Flow

Interior retail layout directly impacts customer behavior, sales performance, and operational efficiency. Effective layouts guide customer circulation through merchandise areas while creating engaging environments that encourage exploration and purchase. Layout strategies vary by retail category but share common principles rooted in an understanding of customer psychology and how people actually behave in retail spaces.

Decompression zones at store entries allow customers to transition from exterior environments and orient themselves within the space. Research by retail consultant Paco Underhill suggests that customers rarely notice merchandise in the first 5 to 15 feet after entry, making this zone more appropriate for transition and orientation than for prime merchandising placement. Design elements including floor pattern changes, ceiling height transitions, and shifts in lighting intensity signal entry into the retail environment and prepare customers to engage with what lies ahead.

Circulation patterns influence how customers navigate through merchandise areas and determine which product categories receive exposure. Grid layouts with regular aisles maximize merchandise density and work well for grocery and convenience retail where customers come looking for specific products. Free-flow layouts with curved paths and varied fixture heights encourage browsing and discovery, making them appropriate for fashion and lifestyle retail. Racetrack or loop configurations lead customers through all departments while maintaining clear navigation, an approach that balances the goals of exposure and ease of use.

Power walls and feature displays create focal points that draw customers deeper into stores. Studies suggest that customers naturally turn right upon entering and tend to move counterclockwise through retail spaces, making the right-front quadrant prime merchandising territory. End caps visible from primary aisles command premium placement. Central feature displays create visual anchors that pull customers through store depth, an important consideration when the store has significant area that customers might otherwise bypass.

Destination placement influences customer traffic patterns by locating frequently purchased items to maximize store exposure. Supermarkets have long placed dairy and bread at the store rear, requiring customers to traverse other departments on their way. Department stores place high-demand categories like cosmetics near entries while locating furniture on upper floors. Strategic destination placement increases impulse purchase opportunities while ensuring customers encounter a full range of merchandise offerings during each visit.

Checkout and service area design must balance operational efficiency with customer experience. Traditional checkout lanes work well for high-volume convenience retail but can feel like barriers in lifestyle retail environments where the overall experience matters as much as the transaction. Distributed service points throughout the sales floor support consultative selling. Mobile checkout technologies enable transaction completion anywhere in the store. Whatever format a project uses, design should anticipate queuing requirements, loss prevention needs, and technology integration as non-negotiable programming elements.

4.3 Visual Merchandising and Display Integration

Architectural design must accommodate the visual merchandising systems through which retailers present products and communicate brand identity. Understanding merchandising requirements helps architects create flexible environments that support effective product presentation while maintaining the architectural quality that contributes to the overall shopping experience.

Fixture systems include perimeter wall systems, floor fixtures, and display furnishings that present merchandise to customers. Wall systems typically incorporate slatwall panels, gridwall, or standard panels with hardware attachments for shelving, hangrods, and display accessories. Floor fixtures include gondolas with adjustable shelving, four-way and round racks for apparel, and tables for folded merchandise. Architectural design must accommodate fixture attachment details, electrical requirements, and circulation clearances around all fixture types.

Display windows connect interior merchandising with exterior attraction through curated presentations that communicate brand positioning and seasonal themes. Traditional display windows with raised platforms and back-painted backgrounds create theatrical settings that reward attention. Open-back windows maintain visual connection to store interiors and allow the activity of the store itself to serve as the display. Either configuration should address sun control to prevent merchandise fading, lighting flexibility for changing presentations, and safe, convenient access for frequent display changes.

Lighting for retail addresses general illumination, accent lighting, and merchandise-specific requirements simultaneously. General lighting levels typically range from 30 to 50 footcandles for softlines retail and 50 to 100 footcandles for supermarkets and hardlines environments. Accent lighting at 3:1 to 5:1 ratios above ambient creates visual hierarchy and draws attention to featured merchandise. Color rendering indices above 80 are standard for fashion and food retail, where accurate color perception directly affects purchase decisions.

Environmental graphics including wayfinding, department identification, and promotional messaging integrate with architectural design to guide customer navigation and reinforce brand identity. Sign types include hanging directional signs, department identifiers, promotional graphics, and increasingly, digital displays that can be updated in real time. Mounting systems, electrical provisions, and careful sightline analysis should inform architectural planning for these elements, as poorly considered graphics can undermine both navigation clarity and architectural quality.

Technology integration addresses rapidly expanding digital requirements in retail environments. Digital signage requires power, data connectivity, and thermal management. Interactive kiosks need accessible positioning, privacy screening, and easy service access. Mobile technology depends on robust wireless infrastructure throughout the sales floor. Emerging technologies including RFID inventory management, augmented reality displays, and autonomous checkout systems each carry architectural implications that should be anticipated during design rather than retrofitted after the fact.

Building Systems and Technical Considerations

Retail and commercial buildings require sophisticated structural, mechanical, electrical, and plumbing systems that support their functional requirements while meeting code mandates and energy performance targets. This chapter examines the technical considerations that architects must understand and coordinate to create successful commercial buildings, covering structural systems, MEP integration, and the regulatory framework governing commercial construction.

5.1 Structural Systems for Commercial Buildings

Structural system selection is a very important factor in the design of a commercial building. This selection influences the flexibility of column spacing; floor-to-floor heights; cost of construction; and the degree to which the building can be modified for changes by future tenants. Knowledge of structural options and their implications could help architects take better decisions in the early phases of the design process that meet the project objectives if they understood.

The construction of a steel frame offers the possibility of designing flexible buildings with great spans that are lighter in weight and erected on the field faster. The most frequently used system among mid-rise commercial buildings consists of wide-flange columns and beams with composite metal deck and concrete floor slabs. A column spacing of 30 to 40 feet allows for efficient office layouts and flexibility for retail fixtures. Structural steel moment frames or braced frames are provided for lateral resistance as a function of architectural requirements and the seismicity of the project site.

Concrete construction offers fire resistance, vibration control, and construction cost efficiency in selective markets. It should be noted that the cast-in-place concrete systems reference flat plate, flat slab. And pan joist with varying span and slab thickness. Post-tensioned concrete allows for longer spans and thinner slabs relative to conventionally reinforced concrete. This is an attractive combination where floor to floor height is limited. Precast concrete structure types exhibit more consistent quality and construction speed advantages than in-situ concrete structures. This is especially the situation for repetitive building forms like parkade structures and big-box retail.

The design of the column grid must be able to support the functional requirements of various planned uses and provide flexibility for future uses. Retail spaces typically utilize column grids ranging from 25 to 35 feet to ensure that the positions of the fixtures do not interfere with each other. In addition, this range allows clear merchandise zones to be established. Office buildings frequently utilize a 30-foot grid that is consistent with common planning modules. Where column grids must change between uses in mixed-use buildings, structural transfers become necessary. These drive project cost and construction complexity and should be included in budgets.

When programming, the height of the floor-to-floor space should be considered due to tenant functionality and cost. Retail spaces generally require clear heights (i.e. clearance to the ceiling or some other level) of between 14 and 18 feet, which is appropriate for display fixtures and scales the space. The floor-to-floor height for office floors is 13 to 15 feet to allow for the ceiling plenums for mechanical distribution. Adding height to flagship retail or premier office lobbies improves commercial attractiveness but elevates construction cost and may activate building code thresholds for occupancy classification or egress requirements.

Depending on the occupancy, live load requirements vary and must be coordinated with anticipated uses during structural design. General merchandise in retail areas generally requires at least a 100 lbs/sqft (or 488 kg/sqm) live load capacity, excluding storage areas. According to density and extent of file storage, office floors require between 50 and 80 pounds per square foot. It is vital to identify high-load zones for filing rooms, library, or heavy equipment early in the design so that adequate structural capacity is provided to prevent costly reinforcement later.

5.2 MEP Systems and Energy Efficiency

The operating costs, environmental performance, and tenant comfort of commercial buildings are greatly influenced by mechanical, electrical, and plumbing systems. As energy codes tighten, sustainability demand from tenants increases, and the business case for reduced operating costs and increased efficiency strengthens, energy efficient has assumed greater significance.

A variety of factors must be balanced in selecting an HVAC system including first cost, operating efficiency, space requirements and flexibility for the tenants. Variable air volume (VAV) systems are the systems of choice for office buildings due to their efficiency at part-load and individual zone control that tenants have come to expect. Open-plan offices benefit from flexible underfloor air distribution and thermal comfort. Variable refrigerant flow systems are well-equipped to provide zoning to buildings that change loads with use. This includes a mix of retail and office spaces. The HVAC system for retail spaces needs to accommodate a high density of people as well as a large amount of heat from display lighting.

The coordination between envelope design and mechanical systems requires energy code compliance. According to the ASHRAE Standard 90.1 and International Energy Conservation Code sets minimum requirements for envelope insulation, fenestration performance, lighting power density, and mechanical efficiency. Commercial projects generally take a performance-based compliance paths that allow tradeoffs between building systems and that can produce better energy performance and more design flexibility than prescriptive compliance alone.

Lighting systems typically account for 20 to 30 percent of energy consumption in commercial buildings. Therefore, efficient design of lighting systems is essential for code compliance as well as reducing operating costs. Today, for commercial applications, we have a choice between LED technology, which exerts an efficacy of greater than 100 lumens per watt, rendering wonderful colors and reliable dimming. Implementing daylighting strategies such as skylights, clerestories, and light shelves can reduce artificial lighting energy demands and enhance occupant well-being, while increasing customer sales in retail applications.

Electrical systems must have the capacity to manage increased use consumption due to technology, electric vehicle charging, and all-electric buildings. The sizing of the distribution system must look forward to avoid undue strain on future loads, even though the installed infrastructure will be more modest. The configuration of metering should facilitate tenant billing and allow for energy management at the portfolio level. Different tenants will have different standby power requirements based on their operations and building code. Areas on the roof that are ready for solar and electrical systems pre-installed significantly reduce the cost of renewables in the future.

The efficiency of water significantly affects costs and environmental performance. Installing low-flow fixtures and sensor-detecting controls and efficient irrigation systems will reduce potable water consumption. Measures being undertaken to manage stormwater through green infrastructure, detention basins and treatment systems are aligned with regulatory requirements and sustainability objectives which are now reflected in green building certification standards. Not universally adopted as a practice, using recycled water for toilet flushing and irrigation has the potential to conserve significantly in a larger commercial development.

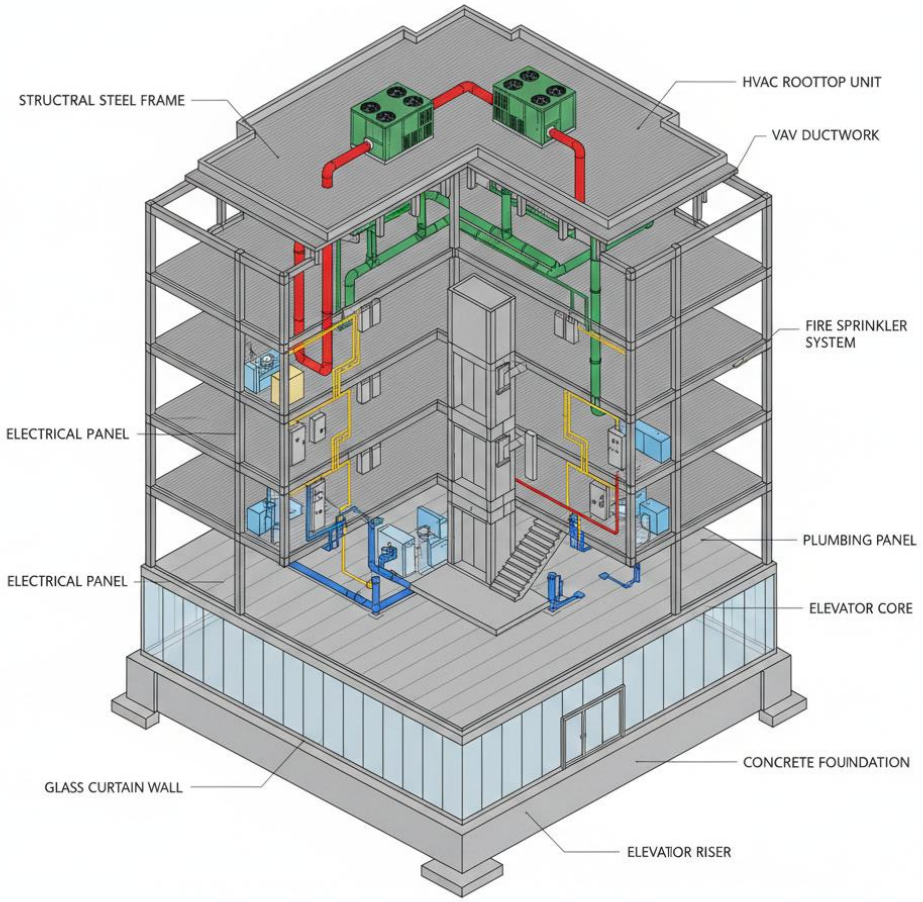

5.3 Building Codes and Accessibility Requirements

Building codes contain the minimum requirements for life safety, structural adequacy, and accessibility and represent the regulatory framework within which all commercial building design occurs.

By understanding code requirements and their application to a unique project situation, architects can create compliant designs that avoid expensive late-stage revisions that adversely affect budget and schedule.

Occupancy classification is the most fundamental decision in code analysis as it establishes various requirements such as limitations on construction types, provisions for egress, and fire protection systems. The International Building Code classifies retail as Group M mercantile occupancy with requirements for exits, sprinklers, and construction techniques. Office occupancies fall under Group B business classification, usually subject to less restrictive requirements than retail. In a mixed-occupancy building, occupancies will be either physically separated or the requirements for the most restrictive occupancy will apply uniformly throughout.

The type of construction establishes the requirements for structural fire resistance as well as maximum building heights and areas without further measures. The most significant structures and tallest buildings are allowed under types I and II construction. Types III, IV and V construction permits combustible structural elements subject to various area and height restrictions. Buildings can exceed the base tabular limits through sprinkler systems, frontage increase, and multi-storey allowance. The selection of construction type highly influences the structural system options and overall construction cost.

Egress design enables safe exit of occupants from interiors. The maximum distance of travel to an exit will be 200’ or 250’ depending on use and any sprinkler system. Paths to exits must be provided beyond cited distances that is, a minimum number of egress paths. The widths of exits and exit accesses must be determined in accordance with the code designated factors for each occupancy type and the calculated occupant load.

Future Trends and Sustainability

The retail and commercial real estate sectors face profound transformation driven by changing consumer behaviors, technology innovation, and sustainability imperatives that are reshaping what tenants demand and what communities expect from their commercial buildings. This chapter examines emerging trends and their implications for architectural design, helping practitioners prepare for the buildings and environments that future markets will require.

6.1 Sustainable Design Strategies

Sustainability is no longer just an optional design enhancement for commercial buildings. The latest codes require more green design elements and tenants are more sophisticated in what they expect. It is now widely accepted that environmental performance impacts building value over the longer term. A sustainable design is one that uses one or more strategies in each area – site, envelope, systems and operations. No one measure can be solely relied upon.

A high-performance envelope is designed to limit the heating and cooling. Through insulation, air sealing, and fenestration specifications. The envelope is a sensible starting point for any serious sustainability strategy, as commercial buildings have already achieved energy reductions of between 30 and 50 percent. Roofs that cool houses tend to also help reduce the heat island effect. Various benefits come with green roofs as they add insulation, reduce stormwater, and provide genuine amenity value. Most climate zones have made continuous insulation that removes thermal bridging at the building envelope a code compliance standard.

Designing with daylight saves lighting energy, enhances occupant wellbeing, and can influence sales in retail. Studies indicated that daylighting in retail spaces generates higher sales (40% even) than non-daylighting. This was the conclusion of the Heschong Mahone Group and it significantly affect the specification of daylighting in big-box retail. To take advantage of the sun's energy, daylighting analysis investigates the use of glass, shading devices and electric lighting controls in a building's concept design. It is often best to optimize the design of view windows and daylighting elements separately, as their optimal sightlines, orientations, and control strategies often differ.

Renewable energy generation at your site is the solution to operating costs as well as carbon reductions. Many markets have seen solar photovoltaics present a cost-competitiveness for commercial buildings. High-rise retail and office developments have large roof areas that allow for significant generation potential. By installing parking canopies, we incorporate shade and energy generation into already developed, surface parking land. Utilizing battery storage improves peak load and allows a grid outage resilience. The cost of solar installation is reduced by means of lease arrangements and purchase power agreements making solar energy not the sole subject of researchers.

As jurisdictions adopt carbon-neutral building performance standards, carbon reduction has become a key objective for design teams. When powered by non-carbon electricity, building electrification removes combustion emissions at the building that allows it to operate carbon-neutral. Designers are paying more attention to embodied carbon in construction materials. Low-carbon concrete mixes, mass timber buildings, and recycled materials all offer meaningful reductions. The assessment of life cycles supplies strict a method for examining the complete carbon impact of buildings, both operationally and embodied.

The framework for sustainable design and third-party performance verification is provided by green building certification programs. LEED accreditations from the USA. The Green Building Council still has the broadest recognition in North America, from Certified to Platinum grading. The WELL certification will contain performance parameters for air, water, light, thermal comfort, and more to uplift occupant health and well-being. BREEAM has a similar set of standards for international markets. Energy Star certification recognizes operational energy efficiency for existing buildings. Distinguishing your project with these certifications can help attract tenants and may earn financial incentives from jurisdictions and lenders.

6.2 Technology Integration and Smart Buildings

Technology integration is transforming how commercial buildings are designed, operated, and experienced by the people who use them daily. Smart building systems enable operational efficiency, occupant convenience, and data-driven decision making at a scale that was not practically achievable even a decade ago. Architects must understand these technologies to design buildings that accommodate current systems while remaining capable of adapting to innovations that have not yet arrived.

Building automation systems integrate HVAC, lighting, and other building systems under coordinated control. Modern BAS platforms use open protocols that enable integration across equipment from different manufacturers, ending the era of proprietary systems that locked building owners into single-vendor ecosystems. Artificial intelligence applications within these platforms enable predictive control that anticipates loads and optimizes operations before conditions change, rather than simply reacting to them. Cloud connectivity enables remote monitoring and management across entire building portfolios from a single interface. As connectivity increases, cybersecurity has become a critical design consideration, as connected systems introduce potential vulnerabilities that must be addressed in system architecture and ongoing operations protocols.

Occupancy sensing and space utilization analytics inform both day-to-day operations and long-term planning decisions. Sensor technologies including passive infrared, ultrasonic, camera-based, and WiFi tracking provide varying levels of granularity with correspondingly varied privacy implications. Real-time occupancy data enables demand-controlled ventilation and lighting that reduce energy consumption during periods of lower occupancy. Utilization analytics reveal how spaces are actually being used as opposed to how they were programmed to be used, informing future programming and workplace strategy refinements. The post-pandemic emphasis on air quality monitoring has further increased demand for environmental sensing throughout occupied spaces.

Digital experience technologies are changing how occupants interact with their buildings in meaningful ways. Mobile applications provide wayfinding, amenity access, service requests, and community engagement functionality through devices everyone already carries. Digital signage delivers wayfinding, advertising, and real-time information updates. Touchless technologies including automatic doors, voice controls, and contactless access address hygiene concerns while simultaneously improving accessibility for all users. Augmented reality applications are beginning to find commercial applications in maintenance workflows, retail engagement, and building navigation.

Electric vehicle charging has become an expected amenity for commercial properties, with some jurisdictions already mandating EV-ready infrastructure as a condition of development approval. Level 2 charging stations serve the typical needs of daily commuters, while DC fast chargers enable rapid turnaround for retail visitors. Electrical infrastructure must be sized to accommodate charging loads that may eventually equal or exceed base building loads. Load management systems balance charging across available electrical capacity and can integrate with building automation systems for demand response and energy cost optimization.

6.3 Adaptive Reuse and Evolving Retail Models

The retail and office sectors face structural change that is driving adaptive reuse of existing buildings and fundamental reconsideration of how commercial space should be designed from the outset. Understanding these trends helps architects create new buildings that remain relevant across market cycles and contribute positively to communities that are undergoing real economic transformation.

E-commerce growth has permanently altered retail demand, shifting commercial activity from physical stores to distribution facilities while simultaneously raising the bar for what physical retail must offer. Traditional merchandise retail continues to face headwinds while experiential retail, food and beverage, entertainment, health and wellness, and personal services continue to grow. Successful physical retail design emphasizes experiences that cannot be replicated online. Click-and-collect integration enables customers to purchase online and pick up conveniently, requiring loading and staging areas that traditional retail buildings rarely provided.

Mall redevelopment has become one of the most complex and consequential challenges in retail real estate as enclosed malls struggle with changing consumer preferences and the departure of anchor tenants. Successful transformations add residential, office, healthcare, education, and entertainment uses to diversify income and create foot traffic throughout the day rather than concentrating it in peak retail hours. Exterior-facing retail configurations replace inward-focused mall patterns that feel disconnected from the surrounding community. Some properties may ultimately prove more viable as sites for complete redevelopment than as candidates for renovation, particularly where the physical structure and mechanical systems have reached the end of their useful life.

Office building repositioning addresses changing workplace requirements as remote and hybrid work patterns reduce space demand while simultaneously raising expectations for the quality and character of the space that remains. Successful repositioning emphasizes amenities that give employees a genuine reason to come to the office: fitness facilities, quality food service, outdoor spaces, and well-designed collaboration areas that simply cannot be replicated at home. Flexible lease terms and coworking options serve tenants with uncertain space requirements who cannot commit to long-term leases. Some obsolete office buildings in markets with severe housing shortages are being converted to residential use, requiring creative structural and mechanical solutions to accommodate the fundamentally different requirements of residential occupancy.

Experiential retail focuses on creating memorable customer encounters that build genuine brand connection and sustain traffic over time. Flagship stores emphasize brand immersion over merchandise density, trading sales floor efficiency for the kind of brand storytelling that builds loyalty. Food halls combining diverse culinary options with lively social atmosphere have emerged as particularly successful anchors for mixed-use developments, drawing consistent traffic that supports adjacent retail tenants throughout the day. Entertainment venues including immersive experiences, competitive social activities, and performance spaces draw visitors with motivations beyond shopping, demonstrating that the most successful retail destinations are really hospitality destinations that happen to sell merchandise.

Design for adaptability anticipates future change by building flexibility into the physical fabric of the building. Generous floor-to-floor heights accommodate varied future uses that may not yet be envisioned. Regular structural grids without unusual column positions or transfer floors preserve a wide range of future layout options. MEP systems with adequate reserve capacity and accessible distribution systems support changing requirements. Facades that balance transparency with solid areas can accommodate retail or office configurations over time. Site planning that anticipates parking reduction as transportation patterns shift preserves future development options without foreclosing them through irrevocable physical commitments.

ADAPTIVE REUSE TRANSFORMATION: MALL TO URBAN NEIGHBORHOOD

Conclusion

The design of retail and commercial buildings is an exciting area of knowledge. This useful area encompasses everything from market analysis and site planning to space programming, building systems and greening. This course provides students with a working knowledge of the principles and practices involved in developing commercial environments to serve tenants, customers and communities while delivering the economic performance necessary for development and sustaining ownership in the long term.

Several key themes arise from the examination of commercial architecture. For successful design, a proper understanding of the economic factors that influence commercial development is required. These include market research, tenant needs and development feasibility. When architects learn these fundamentals, they can design in alignment with project goals and communicate better with the development clients who will ultimately pay the bills. When site planning and building programming decisions are made in the early phases of a project, they are more impactful on outcomes than design fine-tuning occurring later. Thus, upfront investment in thorough programming and site analysis is among the greatest gifts an architect can provide.

Mastery of structural systems, building codes, and MEP integration is still essential for the construction of functional commercial buildings that are compliant and safe. Competencies for commercial practice are not optional. The rising prominence of sustainability has seen its evolution from an added extra to a core design prerequisite. Energy efficiency, carbon reduction, long term resilience, are now an essential requirement of responsible professional practice and, increasingly, regulatory compliance.

The commercial real estate sector is in a state of significant change as demand for stores alters, remote working changes requirements, and climate standards enhance building performance. Architects that understand these trends can design buildings that will remain relevant through various market cycles, providing benefits to owners and the community throughout the useful lives of the structures.

Commercial buildings that are designed to be adaptable, give priority to the user experience, and incorporate technology in a meaningful manner are better able to cope with unknown futures.

The domain of commercial design now possesses powerful new artificial intelligence tools that, among other things, enable market analysis, generative design, energy optimization, and operational management. By enabling architects to review additional options and to make more selections with improved confidence, they can develop better-performing projects, not by replacing them but by supporting them. Architects who are aware of these tools and apply them with critical intelligence will be well-placed to lead in an increasingly data-driven industry while preserving the creativity and contextual insight that no algorithm can match.

The combination of our market knowledge, technical expertise, sustainability commitment and the best design, delivers commercial environments that benefit all stakeholders and have a positive effect on the communities and economies on which they depend. This course is ultimately centered around that particular integration.

References

1. American Institute of Architects. (2022). Architect's Handbook of Professional Practice, 16th Edition. Hoboken, NJ: John Wiley & Sons.
2. American Society of Heating, Refrigerating and Air-Conditioning Engineers. (2022). ASHRAE Standard 90.1-2022: Energy Standard for Sites and Buildings Except Low-Rise Residential Buildings. Atlanta, GA: ASHRAE.
3. Building Owners and Managers Association International. (2017). BOMA 2017 for Office Buildings: Standard Methods of Measurement (ANSI/BOMA Z65.1-2017). Washington, DC: BOMA International.
4. Congress for the New Urbanism. (2023). Malls into Mainstreets: An Action Guide for Transforming Dead Malls into Communities. Chicago: CNU.
5. Goss, J. (1993). The magic of the mall: An analysis of form, function, and meaning in the contemporary retail built environment. Annals of the Association of American Geographers, 83(1), 18–47.
6. Heschong Mahone Group. (2003). Daylighting in Schools: Reanalysis Report. Fair Oaks, CA: Heschong Mahone Group. (Prepared for the California Energy Commission, PIER Program.).
7. International Code Council. (2021). International Building Code. Country Club Hills, IL: ICC.
8. International Code Council. (2021). International Energy Conservation Code. Country Club Hills, IL: ICC.
9. International Council of Shopping Centers. (2023). U.S. Shopping Center Classification and Typical Characteristics. New York: ICSC Research.
10. Kohn, A. E., & Katz, P. (2002). Building Type Basics for Office Buildings. New York: John Wiley & Sons.
11. Project for Public Spaces. (2020). How to Turn a Place Around: A Handbook for Creating Successful Public Spaces. New York: PPS.
12. Underhill, P. (2009). Why We Buy: The Science of Shopping (Updated and Revised Edition). New York: Simon & Schuster.
13. Urban Land Institute. (2022). Mixed-Use Development Handbook, 3rd Edition. Washington, DC: ULI.
14. Urban Land Institute. (2020). Shared Parking, 3rd Edition. Washington, DC: ULI.
15. Victoria Transport Policy Institute. (2024). Parking Management: Comprehensive Implementation Guide. Victoria, BC: VTPI. Retrieved from https://www.vtpi.org.